




CAMPFIRES IN THE PARK

Be careful what you burn. Pressure-treated wood, which has been treated with a combination of chemicals that includes arsenic, should never be burned in open fires.

To identify pressure-treated wood, look for a greenish tint and for the characteristic dimples or holes that resemble staple holes. Once the wood has been exposed to the elements, however, it becomes very difficult to identify without testing. The vast majority of outdoor lumber sold in home stores and lumberyards before early 2004 was pressure-treated.

When this wood is burned, high concentrations of toxic chemicals, including arsenic, are released in the smoke and remain in the ash. The smoke can be toxic, and the ash that is left behind is hazardous.




CAMPFIRES IN THE PARK

Be careful what you burn. Pressure-treated wood, which has been treated with a combination of chemicals that includes arsenic, should never be burned in open fires.

To identify pressure-treated wood, look for a greenish tint and for the characteristic dimples or holes that resemble staple holes. Once the wood has been exposed to the elements, however, it becomes very difficult to identify without testing. The vast majority of outdoor lumber sold in home stores and lumberyards before early 2004 was pressure-treated.

When this wood is burned, high concentrations of toxic chemicals, including arsenic, are released in the smoke and remain in the ash. The smoke can be toxic, and the ash that is left behind is hazardous.




CAMPFIRES IN THE PARK

Be careful what you burn. Pressure-treated wood, which has been treated with a combination of chemicals that includes arsenic, should never be burned in open fires.

To identify pressure-treated wood, look for a greenish tint and for the characteristic dimples or holes that resemble staple holes. Once the wood has been exposed to the elements, however, it becomes very difficult to identify without testing. The vast majority of outdoor lumber sold in home stores and lumberyards before early 2004 was pressure-treated.

When this wood is burned, high concentrations of toxic chemicals, including arsenic, are released in the smoke and remain in the ash. The smoke can be toxic, and the ash that is left behind is hazardous.



Similarly, batteries, plastics, metal, foil, cans, plywood, styrofoam, coated cardboard and other packaging materials can leave toxic residues and add toxic gases to the smoke. To avoid these problems (and others associated with campfires):

- Burn natural wood that has not been painted or treated with any chemicals. (All wood sold in California's state parks is untreated.)
- Limit use of lighter fluid.
- Avoid burning wood containing nails or metal fasteners.
- Light fires only in designated fire rings or stoves, and keep fires a manageable size. A small fire can be just as enjoyable as a large one, and it will be easier to extinguish.
- Fires should be monitored at all times. Extinguish fires by slowly pouring water over the ash and embers—be careful, as this will create steam and may cause smoke and ash to rise. Embers covered with dirt or sand can be dangerous because they may continue to burn underground for hours.

For more information about the health concerns associated with pressure-treated wood, visit www.epa.gov/pesticides/factsheets/chemicals/cca_qa.htm.



Similarly, batteries, plastics, metal, foil, cans, plywood, styrofoam, coated cardboard and other packaging materials can leave toxic residues and add toxic gases to the smoke. To avoid these problems (and others associated with campfires):

- Burn natural wood that has not been painted or treated with any chemicals. (All wood sold in California's state parks is untreated.)
- Limit use of lighter fluid.
- Avoid burning wood containing nails or metal fasteners.
- Light fires only in designated fire rings or stoves, and keep fires a manageable size. A small fire can be just as enjoyable as a large one, and it will be easier to extinguish.
- Fires should be monitored at all times. Extinguish fires by slowly pouring water over the ash and embers—be careful, as this will create steam and may cause smoke and ash to rise. Embers covered with dirt or sand can be dangerous because they may continue to burn underground for hours.

For more information about the health concerns associated with pressure-treated wood, visit www.epa.gov/pesticides/factsheets/chemicals/cca_qa.htm.



Similarly, batteries, plastics, metal, foil, cans, plywood, styrofoam, coated cardboard and other packaging materials can leave toxic residues and add toxic gases to the smoke. To avoid these problems (and others associated with campfires):

- Burn natural wood that has not been painted or treated with any chemicals. (All wood sold in California's state parks is untreated.)
- Limit use of lighter fluid.
- Avoid burning wood containing nails or metal fasteners.
- Light fires only in designated fire rings or stoves, and keep fires a manageable size. A small fire can be just as enjoyable as a large one, and it will be easier to extinguish.
- Fires should be monitored at all times. Extinguish fires by slowly pouring water over the ash and embers—be careful, as this will create steam and may cause smoke and ash to rise. Embers covered with dirt or sand can be dangerous because they may continue to burn underground for hours.

For more information about the health concerns associated with pressure-treated wood, visit www.epa.gov/pesticides/factsheets/chemicals/cca_qa.htm.

