


**ANGEL ISLAND STATE PARK**



**JUNIOR**  
**RANGER**  
**ACTIVITY BOOK**





# ISLAND MAP



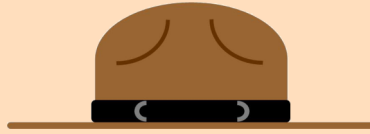
**THIS BOOK BELONGS TO:**

---





# WELCOME!



## **We're so excited that you want to become a Junior Ranger!**

To do so, complete the suggested activities on the next page. When you are finished, you receive a Junior Ranger Badge and a Junior Ranger Certificate signed by a State Park Ranger!

But, before you get started, there are some things you should know...

All of the natural and cultural resources on Angel Island State Park are protected. This means that all plants, animals, rocks, feathers, and artifacts are protected on Angel Island and can not be collected.

Rangers work hard to protect these resources so that everyone who comes to Angel Island can enjoy the park's wonderful treasures.

Now you are ready to get started! When you are finished with the activities, bring your booklet to a Park Ranger to receive your Junior Ranger badge and to have your Junior Ranger Certificate signed.





# BE A FITKID!



## Info for Mom & Dad

The California Parks Company developed the FitKid™ program out of concern over childhood obesity and inactivity. **FitKid™ rewards kids who make healthy eating choices and get outside to play.**

We do it by making it fun, tasty and rewarding for kids and parents to make the right choices.

Low-fat, low-sodium, low-sugar, multi-grain and organic foods are examples of FitKid™ menu items. Turkey sandwiches, low-sodium cheese sandwiches and fresh fruit... it's that easy.

FitKids™ earn stickers by accomplishing any of the ten points on the **Children's Outdoor Bill of Rights (COBR) while visiting participating parks.** The COBR includes easy and fun things that every child should have the opportunity to experience between the ages of 4 and 14. Created by the California Roundtable on Recreation, Parks and Tourism, **the COBR encourages kids to get outdoors to play and discover their world.**

## CALIFORNIA CHILDREN'S Outdoor Bill of Rights

*Every child should have the opportunity to:*

1. Discover California's Past
2. Splash in the water
3. Play in a safe place
4. Camp under the stars
5. Explore nature
6. Learn to swim
7. Play on a team
8. Follow a trail
9. Catch a fish
10. Celebrate your heritage

For more information on the FitKid™ program, visit [FitKid.us](http://FitKid.us)

## ARE YOU A FITKID™?

Being a **FitKid™** is all about choices. It's about making **the healthy choice**, whether it's the food you eat or the way you play. Oh yeah, it's about **getting cool prizes, too.**

We know it's not always easy to **pick a healthy snack over a candy bar**, or to take the dog for a walk instead of playing a video game, but this program is designed to **reward you for making those good choices.**

**We'll help you learn** how to make the best choice if you aren't sure. You can also find cool places on Angel Island where you can be a **FitKid™**. You're entitled to **awesome outdoor experiences** and we're here to help you!

Tell us at **The Cove Café** when you've done any of these **FitKid™** activities and we'll give you a **FitKid™** prize!

Earn **FitKid™** stickers and put them here!



## What are you gonna do first?

- Play Outside
- Go Biking
- Have a Healthy Snack
- Go Hiking
- Visit USIS
- Go Camping
- Go Swimming
- Take a TramTour

## What other fun FitKid™ things can you think to do on Angel Island?

# CALIFORNIA CHILDREN'S OUTDOOR BILL OF RIGHTS



**Mission:** To encourage California's children to participate in outdoor recreational activities and discover their heritage.

**Objective:** That every child in California, by the completion of their 14th year, has the opportunity to participate in each of the activities listed within the California Children's Outdoor Bill of Rights.

The California Children's Outdoor Bill of Rights provides that every child should have the right to:

- ★  Play in a safe place
- ★  Explore nature
- ★  Learn to swim
- ★  Go fishing
- ★  Follow a trail
- ★  Camp under the stars
- ★  Ride a bike
- ★  Go boating
- ★  Connect with the past
- ★  Plant a seed

Keep an eye out for either of these two logos, if it appears on the page you're working on, you can check it off once you've completed the activity!



# GETTING STARTED

To become a Junior Ranger at Angel Island State Park, complete the suggested activities listed in steps 1, 2, and 3 below.

When you are finished, bring your book to a Park Ranger and you will receive your badge and certificate.

Check off the activities you have completed.

## Step 1. Complete any three activities listed below for your age group.

### Ages 9 and Under

- Angel Island Travelers Page 7
- Angel Island Bingo Page 8
- Are You An Explorer Page 9
- Watchable Wildlife Page 10
- Un-Typical Typos Page 11
- Immigration Station Page 12
- Be a "Litter-Getter" Page 13

### Ages 10 and Over

- Tracks, Tracks, Tracks Page 14
- A War of Words Page 15-16
- All Ears, Nose & Eyes Page 17
- Test Your Topo Skills Page 18
- Litterology Page 19
- If Walls Could Talk Page 20

## Step 2. Complete all of the Responsible Ranger activities below:

- Are You Safety Smart? Page 21
- What's Wrong in This State Park Page 22
- Junior Ranger Pledge Page 23

## Step 3. Complete ONE of the following:

- Interview a Park Ranger Page 24
- Attend a Guided Tour or Living History Program
- Watch the video in the Ayala Cove Visitor Center
- Go on a Tram Tour

# HOW DID THEY TRAVEL?



Angel Island is surrounded by the waters of San Francisco Bay. From the time the island was first discovered, people have travelled here by boat or ship.

On the left are several pictures of people from the past and present. On the right are the boats or ships they traveled on to reach Angel Island. Draw a line to connect the people to the boats they used to travel here.



**WWII Army Troops**



**Juan Manuel de Ayala**



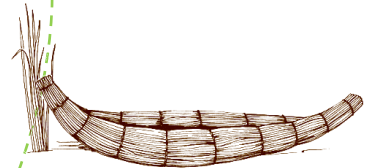
**Miwok Indians**



**Park Visitors Today**



**Immigrants**



**Tule Boat**



**Immigration Station Steamer**



**“San Carlos” Spanish Packet Ship**



**“Frank M. Coxe” Army Personnel Steamer**



**Modern Ferry**

How did you travel to Angel Island?



# ANGEL ISLAND BINGO



As you explore the park, use all your senses to hear, smell, or feel what is around you. Put an "X" over each item you find. When you have any five in a row (up, down, across or diagonal) you have a BINGO! How many BINGOs can you score?



FIND A CANNON	FIND A BIRD	SMELL A WILDFLOWER	FIND TWO ROCKS WITH DIFFERENT COLORS	FIND A TRAIL
FIND A BASEBALL FIELD	FIND A CIVIL WAR MUSKET	FIND THE IMMIGRATION STATION BELL	TOUCH SOMETHING GRITTY	FIND A HOSPITAL
FIND AN ANIMAL TRACK	FIND A BUILDING MADE OF WOOD	PICK UP SOME LITTER	FIND A BOAT	FEEL SOMETHING SOFT
FIND AN OLD PIER	FIND A TREE WITH PEELING BARK	FEEL SOMETHING ROUGH	FIND THREE SHADES OF GREEN	FIND A BUILDING MADE OF BRICK
FIND SOMETHING BLUE OR PURPLE	FIND SOMETHING PRICKLY	FEEL SOMETHING WET	FIND AN INSECT	FIND A LENS FROM A LIGHTHOUSE





# ARE YOU AN EXPLORER?



San Francisco Bay was first explored by Spanish Explorer Juan Manuel de Ayala in 1775. Ayala sailed his ship, the San Carlos into “Ayala Cove” and dropped anchor so his sailing master, Jose de Canizares, could make the first map of San Francisco Bay. As the captain, Ayala had the honor of naming all the islands in the Bay, including this one! Juan Manuel de Ayala and his crew also made many notes describing the people, animals, and plants they found to help future explorers.

Now that you have navigated your way to Angel Island, take some time to explore the island and make a list of your own discoveries.

Hint: List three things that you think might be important to future visitors, such as buildings, roads, creeks, plants, animals, picnic tables, etc.

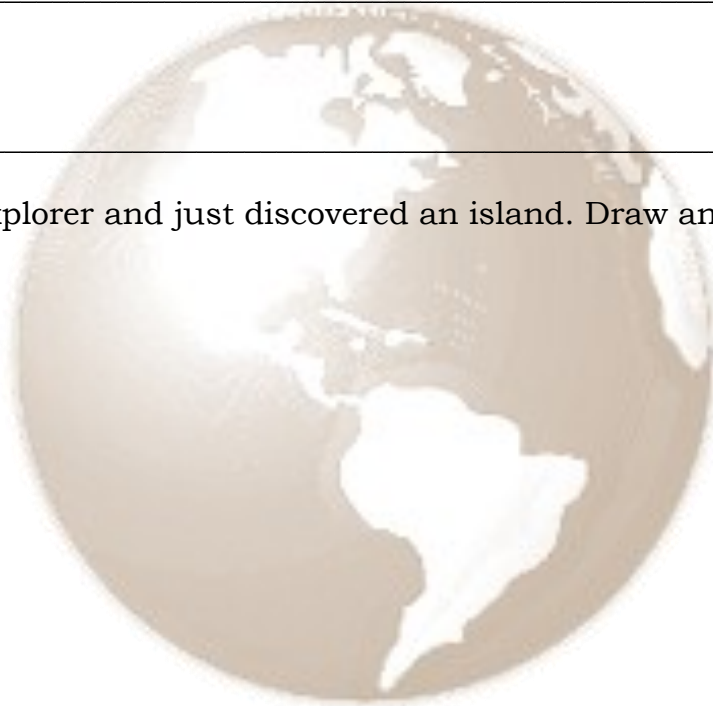


1. \_\_\_\_\_

2. \_\_\_\_\_

3. \_\_\_\_\_

Pretend you are an explorer and just discovered an island. Draw and name your imaginary island below.



# WATCHABLE WILDLIFE

Angel Island provides a home for many animals. As you explore the park, watch for the animals pictured below. All of them live on Angel Island or use the park as a rest stop. Draw a circle around each animal you see. Remember, many of these animals are hard to see unless you are quiet and look very carefully.



Red-Tailed Hawk



Hummingbird



Angel Island Mole



Canadian Goose



Ant



Butterfly



Raccoon



California Sea Lion



Western Gull



Garter Snake



Brown Pelican



Mule Deer

Many animals living on the mainland do not live on Angel Island. Unscramble the words below to discover which animals are missing from the island.

YOOCET

\_\_\_\_\_

COBBAT

\_\_\_\_\_

NUNTOAMI OLIN

\_\_\_\_\_

QILERSUR

\_\_\_\_\_

NETRALSKATE

\_\_\_\_\_

SOUPSMO

\_\_\_\_\_

SUKKN \_\_\_\_\_

Can you think of a reason why these animals do not live here?



# UN-TYPICAL TOPOS



When explorers first discover an area, they make a map to help them remember where they have been. Often this is only a mental image. If they want to share this with other explorers they will make a drawing or a topographical map.



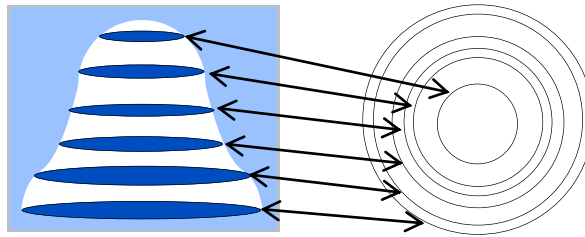
A topographical map is a special kind of drawing that shows the change in the elevation or height of an area.

On your trip to Angel Island, did your family use a map to help find your way?

Who made the map? \_\_\_\_\_

Topographical maps can show 3-dimensions on a flat or 2-dimensional piece of paper. From a side view, lines are drawn around an object, like a mountain at set intervals of height. The height could be one inch, one foot, fifty feet, or one thousand feet. The lines are then drawn on a piece of paper as if you are looking down from above.

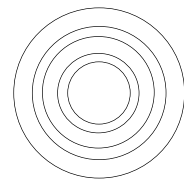
(bell shape example)



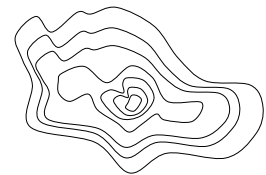
Try to match each object on the left with its topographical representation on the right.



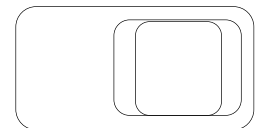
CAR



FLASK



MOUNTAIN



# IMMIGRATION STATION



Many people move or immigrate to America to have a better life. Some have entered the country by coming through this Immigration Station . Most of us are children, grandchildren, or great-great grandchildren of families that immigrated from other countries to the United States.

After visiting Angel Island's Immigration Station, answer the following questions to find out how much you know about your family history.

**Hint:** If you get stuck, ask your parents!

Where did your ancestors come from? \_\_\_\_\_

Did any of your relatives come through this station? \_\_\_\_\_

When did your family first immigrate to America? \_\_\_\_\_

People have been coming to America for hundreds of years. After settling in, their customs and beliefs often become part of the American way of life. In California, we have many types of ethnic foods to choose from. Can you match the food with the culture?

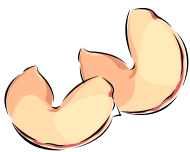
**Japanese**

**Italian**

**German**

**Chinese**

**Mexican**



**Fortune Cookie**



**Sushi**



**Taco**



**Pizza**



**Frankfurter**

What is your favorite food? \_\_\_\_\_

Can you think of a group of Americans that did not immigrate to the United States?

\_\_\_\_\_

Many Chinese people left their homes in the 1840s to find work in other parts of the world. They often ran into discrimination because they spoke, looked and acted differently than the people in the countries they visited.

Do you or any of your friends in school speak a language other than English? \_\_\_\_\_

What is it? \_\_\_\_\_



# BE A LITTER-GETTER



Litter is harmful to wildlife, looks ugly, and is costly to clean up. Animals may eat cigarette butts which can make them sick. Deer and raccoons will eat plastic and foil which can block their intestines. Birds, seals, and sea lions become tangled in plastic bags, fishing line which can kill them.

You can prevent this from happening by being a “Litter-getter”. Pick up a “Litter-Getter” bag from a Ranger or use your own bag and start collecting litter. After collecting a bag of trash, choose three pieces of litter and explain how each can harm wildlife or our environment.

**Piece of litter #1** \_\_\_\_\_

**How is this harmful?** \_\_\_\_\_

**Piece of litter #2** \_\_\_\_\_

**How is this harmful?** \_\_\_\_\_

**Piece of litter #3** \_\_\_\_\_

**How is this harmful?** \_\_\_\_\_

**Optional:** Pick up a Litter-getter sticker for each bag of trash you collect. After six bags of trash, you receive a Litter-Getter pencil made from recycled dollar bills or blue jeans.

Tell your family and friends to throw away trash and recycle glass, aluminum, and plastic.



**Look for this symbol the next time you want to recycle something!**






# TRACKS!



There are many animals living on Angel Island, but you may not see them during your park visit. If you are a good detective, you can discover what animals live in the park by looking for the clues they leave behind. Animals leave clues like tracks and scat in places they have visited.

**Hint:** Look in area with wet sand or along a dirt trail in the morning, before the tracks can be disturbed.



**Deer**




**Sea Gull**



**Domestic Cat**

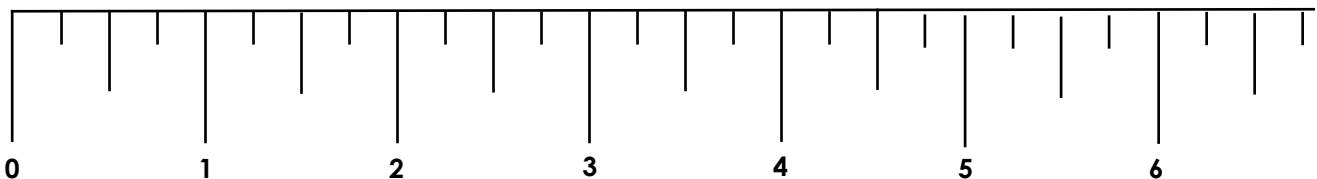


**Raccoon**



**Raven**

Measure and draw the tracks you found. Write the animal you think made them.





# A WAR OF WORDS!



Angel Island State Park is full of history, Many soldiers have either lived here or passed through here on the way to war. If you explore the island, you will find bits of information about our national defenses dating from the Civil War to the Cold War.



You will also discover that the island was used by the Federal Government as a quarantine station and immigration station.



A good place to start is at the Visitor's Center in Ayala Cove. Look around the museum for the answers to the following questions and then find the words hidden in the word jumble on the following page. Circle the words.

**Hint:** The words may be hidden horizontally, vertically, or diagonally.

1. When parts of the island were joined into one operation, Fort McDowell, there were three sections. North, West, and East \_\_\_\_\_.
2. \_\_\_\_\_ was the Winged God of Victory and the name of anti-aircraft missiles once located on Point Blunt.
3. A \_\_\_\_\_ lens made lighthouses on the island more efficient.
4. There were several collections of big guns on the island. They were pointed out into the bay to defend against enemy ships. They were never fired in battle. The collections were called Drew, Ledyard, and Wallace \_\_\_\_\_.
5. Cement building were built to store ammunition or to take refuge in during an attack. These were called \_\_\_\_\_.
6. Before aircraft were developed, invaders would arrive by land or \_\_\_\_\_.
7. The first military post on the island was during the Civil War and was called Camp \_\_\_\_\_.
8. Fort McDowell during WWII was used to gather soldiers and to send them off to war. This was a recruit \_\_\_\_\_.
9. Ayala Cove was once used as a quarantine station. It was then know as \_\_\_\_\_ Cove.

**Now find the words in the jumble on the next page!**

# WAR OF WORDS JUMBLE



r	u	s	t	u	f	p	t	r	l	p	e
i	b	a	t	t	e	r	i	e	s	a	r
b	u	n	h	a	i	r	c	u	t	a	h
r	n	h	e	f	r	e	s	n	e	l	w
o	k	o	s	a	l	y	i	c	k	s	e
o	e	s	e	a	d	n	i	k	e	r	l
k	r	p	d	e	p	o	t	s	i	n	k
e	s	i	l	t	a	l	k	i	n	i	l
r	e	t	r	e	a	d	p	e	r	b	i
a	g	a	r	r	i	s	o	n	a	e	n
c	e	l	l	o	n	i	a	l	t	o	g
e	t	k	i	b	t	t	c	l	i	p	t

BATTERIES  
 BUNKERS  
 DEPOT  
 FRESNEL  
 GARRISON

HOSPITAL  
 NIKE  
 REYNOLDS  
 SEA







# ALL EARS, NOSE & EYES



Animals use all of their senses to survive in the wild. People also use their senses of hearing, touch, sight, and smell to give us information about our environment. Our senses can tell us if we are in danger or if we are having fun. We can use our ears to judge distance or direction. Our nose tells us if something is good or bad to eat. Many of us forget to use all of our senses because we tend to be more interested in what we can see.


Go and sit by a tree in a quiet place. Pretend that your tree has big ears, a big nose and very large eyes, giving it the ability to hear, see, and smell very well. Make a list of five things that your tree would be able to hear, see, and smell.

1. \_\_\_\_\_
2. \_\_\_\_\_
3. \_\_\_\_\_
4. \_\_\_\_\_
5. \_\_\_\_\_

How many sounds are man made? \_\_\_\_\_

Circle which sounds you would consider to be noise pollution.

Put a check next to the ones that came from something you couldn't see.

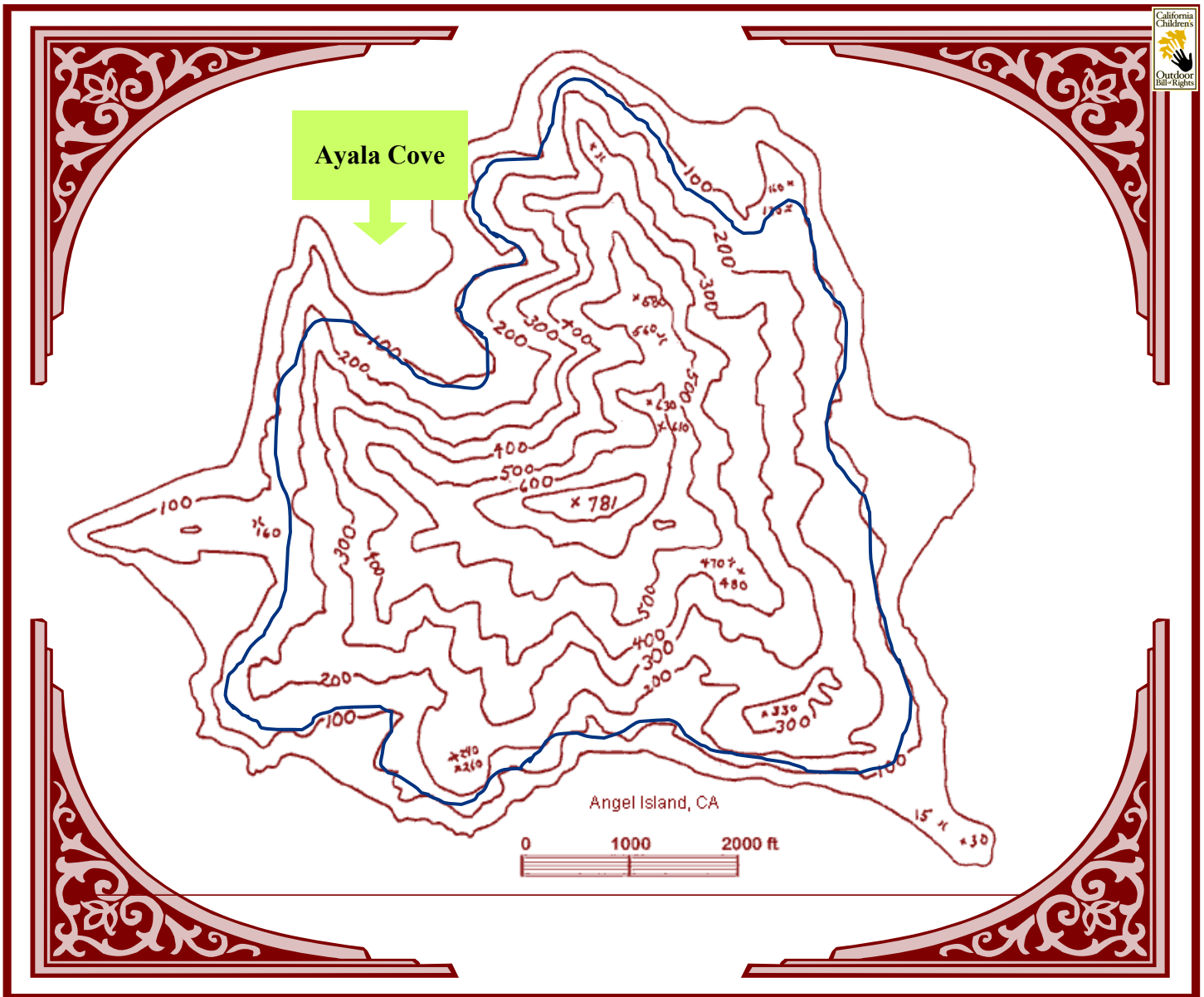


Which was the farthest away? \_\_\_\_\_

How many smells were man made? \_\_\_\_\_

How many things did you see that were man made? \_\_\_\_\_

# TEST YOUR TOPO SKILLS



1. What is your location on the topo map? \_\_\_\_\_
2. Find the contour lines between the shoreline and Mt. Livermore. What is the change in feet or elevation between each line?
3. The highest contour line on Mt. Livermore is at what elevation of \_\_\_\_\_ in feet?
4. The Perimeter Road follows a fairly level path around the island. What is the elevation shown by the contour line closest to the road? \_\_\_\_\_
5. An Area with many lines close together shows steep ground. What area has the least amount of lines and is fairly flat? \_\_\_\_\_



# LITTER-LOGY



“Litter” is the stuff that has been discarded and thrown about in a haphazard way. Using a plastic produce bag or a “Litter-Getter” bag, collect eight different litter samples from around the park. Study your samples and fill out the table below.



	Description of sample item:	What is it made from?	Mark “X” if recyclable	Distance from garbage can:
1				
2				
3				
4				
5				
6				
7				
8				

On the floor of a natural forest, there is litter made up of dead leaves, twigs, bugs, and other things. These decompose and provide food for new plants and animals.

What happens to garbage made by people? \_\_\_\_\_

Petroleum comes from plants and animals that died during the age of dinosaurs. Buried with heat and pressure, this organic material changed into oil. Today, we pump millions of barrels of oil out of the ground for many uses like plastic, but we cannot replace the oil we take.



How many items on your list are made from petroleum? \_\_\_\_\_

Litter is not only unattractive but it is very wasteful. What can one person do to help reduce wastefulness and litter? \_\_\_\_\_



# IF WALLS COULD TALK



Go and visit the Immigration Station on Angel Island. This station closed down at the beginning of WWII and became the North Garrison of Fort McDowell. The army did a lot of painting to clean-up the buildings. After many years, the buildings again fell into disrepair and were given to California State Parks.

As the story goes, one evening a park ranger was walking through the barracks with his flashlight and noticed something hiding beneath the paint. Experts were brought in and discovered many poems, written by Chinese, carved into the wooden walls. This brought to life a forgotten history of Chinese immigrants detained on the island due to unfair immigration laws of the early 1900's. These feelings recorded on the walls saved the barracks building from being destroyed.

Chinese calligraphy is an art form. One word or idea is represented by one character. Each character is based on a pictograph or picture from ancient times dating back 10,000 years. In the post-historic period from 1384 B.C. to 220 A.D.. the pictures were slowly transformed into more stylized form. In the modern period, the characters are simplified. A literate Chinese person must memorize thousands of characters in order to read a newspaper.

Here are some examples of evolving characters:

	Primitive	Post-Historic	Modern
Sun			
Tree			
Center			
Man			
Mountain			



Can you find any of these characters in the poems written on the walls of the barracks? Now lets see if you can write a poem by following this special recipe:

Name one thing you saw today \_\_\_\_\_

Write down two words to describe it \_\_\_\_\_

Write down three words to tell what it was doing \_\_\_\_\_

Four words expressing your feelings about it \_\_\_\_\_

One word with a similar meaning to the first \_\_\_\_\_



# ARE YOU SAFETY SMART?



Angel Island State Park is a great place to visit, to have fun, and to learn about plants, animals, and history. But in order for your visit to be fun, you need to be Safety Smart. Fill in the following sentences with the letter of the picture that best completes each sentence.



Always wear a helmet when riding your \_\_\_\_\_.

\_\_\_\_\_ or on the road because of dangerous cliffs.

You should always wear a \_\_\_\_\_ if you are on a boat.

When you go hiking or biking you should always take \_\_\_\_\_.

\_\_\_\_\_ because they could bite.

Do not go \_\_\_\_\_ without an adult.

Do not touch \_\_\_\_\_ because it will give you a rash and make your itch.

Watch for \_\_\_\_\_ after you go hiking.

Look and listen for \_\_\_\_\_ when you walk or ride your bike around the perimeter road.



A. Life Vest



B. Bike



C. Swimming



D. Please Don't Feed The Animals



E. Ticks



F. Food & Water



G. Vehicles



H. Please Stay on Trails



I. Poison Oak




# WHAT'S WRONG IN THIS STATE PARK?



Look at the picture below and see if you can find at least five things in this State Park that should not be happening. Circle what you find wrong.



What can you and your family do to help Angel Island State Park and others parks continue to stay great places to visit? \_\_\_\_\_





# JUNIOR RANGER PLEDGE



I \_\_\_\_\_  
*(print your name here)*

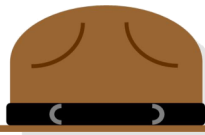
## PROMISE TO:

- Treat the earth and all living things with care and respect.
- Be careful of what I do and how it affects others.
- Learn about the importance of nature and our heritage.

\_\_\_\_\_  
*(your signature)*



# PARK RANGER INTERVIEW



Park Rangers protect and preserve natural and cultural treasures within State Parks. They also care about the safety of park visitors. Rangers have a variety of duties and responsibilities working in a park and use many skills and talents to do their job. In the space below, write down three questions you would like to ask a Park Ranger about their job. Find a Ranger, begin your interview, and record your answers.

Date \_\_\_\_\_

Ranger's Name \_\_\_\_\_

State Park Name \_\_\_\_\_

Question #1 \_\_\_\_\_

Answer \_\_\_\_\_

Question #2 \_\_\_\_\_

Answer \_\_\_\_\_

Question #3 \_\_\_\_\_

Answer \_\_\_\_\_

Now that you have interviewed a Park Ranger, would you like to be a Park Ranger? \_\_\_\_\_

Why? \_\_\_\_\_

\_\_\_\_\_



**JUNIOR RANGER CERTIFICATE**



THIS CERTIFIES THAT

\_\_\_\_\_  
(YOUR SIGNATURE)

HAS COMPLETED THE JUNIOR RANGER PROGRAM AT



AND IS HEREBY CONSIDERED AN  
OFFICIAL JUNIOR RANGER

GIVEN ON THE \_\_\_\_\_ DAY OF, 20\_\_

RANGER \_\_\_\_\_



ANGEL  
ISLAND  
STATE PARK



(415) 435-5390  
P.O. Box 318  
Tiburon, CA 94920  
[www.parks.ca.gov/angelisland](http://www.parks.ca.gov/angelisland)