

Memorandum

Date: March 12, 2008

To: All Superintendents of Inland Lakes and Reservoirs

From: Department of Parks and Recreation
Alex K. Peabody, Aquatic Safety Specialist

Subject: Boating Safety and Vessel Operations for Inland Waterways, 24-Hour POST Course:

- March 11 – 13, 2008 @ Millerton Lake SRA
- March 28 – 30, 2008 @ Lake Perris SRA
- April 29 – May 1, 2008 @ Folsom Lake SRA
- May 6 – May 8, 2008 @ Lake Oroville SRA

In response to operational needs at our Department operated lakes and reservoirs, we are now offering a new 24-hour POST Certified Boating Safety and Enforcement course through the Department Training Program. This course is open to both peace officers and non-peace officers.

Please have employees that need this training submit their training request on-line through the ETMS website. Please note that the course on the ETMS schedule is listed as Boating Safety and Vessel Operations for Inland Waterways- 24 Hours (DPR instructed). **Each class is limited to 16 students.**

As with other training courses offered through the Training Center, the District is responsible for costs associated with travel to/from the training location. The remaining costs while at training are paid through the Training Center.

Course Description: The objective of this course is to familiarize students in vessel anatomy, engine types, applicable vessel laws and current Department policy for vessel operation. Students will gain hands-on experience in launching and trailering of vessels. Students will demonstrate proficiency in vessel operations that include: slow and medium speed maneuvers, reverse maneuvers, beaching, docking, safe approaches and contacts with other vessels while on the water.

Instructors:

Andre Ramos – SPS I (lead)
Mike Martino – LGS I
Randy Trefry – RA
Alex Peabody – Aquatic Specialist
Course Coordinator



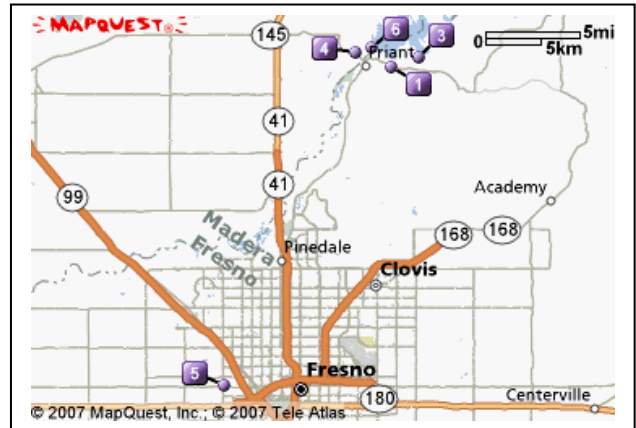
Lodging Availability:

Millerton Lake State Recreation Area:

Radisson Hotel & Conference Center Fresno
(Access to Hwy 99 & 41)
2233 Ventura St
Fresno, CA 93721 559-268-1000

Towne Place Suites by Marriott Fresno
(Access to Hwy 41)
7127 Fresno Street
Fresno, CA 93720 559-435-4600

Courtyard by Marriott Fresno
(Access to Hwy 41)
140 East Shaw Avenue
Fresno, CA 93710 559-221-6000

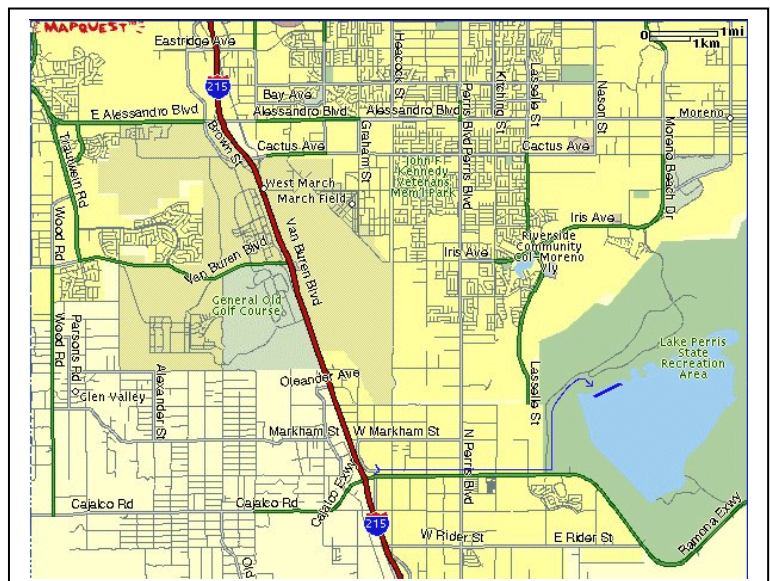


Best Western Clovis Cole
(Access to Hwy 168 / 3-5 miles from Hwy 41)
415 N Clovis Avenue
Clovis, CA 93611-0373 559-299-1547

Comfort Suites Fresno (Access to Hwy 41)
102 E. Herndon Ave.
Fresno, CA 93720 559-435-5650

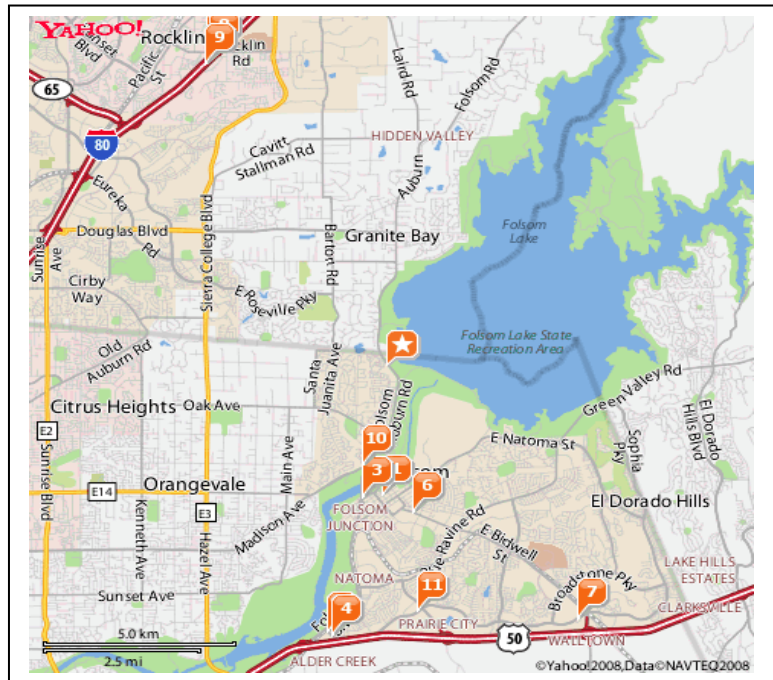
Lake Perris SRA

Holiday Inn Express
24630 Sunnymead Blvd.
Moreno Valley, Ca 92553
(951) 243 0075



Folsom Lake SRA

Classroom: Meet at the Granite Bay Activity Center



Lake Oroville SRA

Gold Country Casino and Hotel
4020 Olive Hwy
Oroville, CA 95966
(800) 334-9400

Comfort Inn in Oroville
1470 Feather River Blvd.
Oroville, CA 95966
530-533-9673.

Oxford Suites (20 minutes away)
2035 Business Lane
Chico, CA
530-899-9090



It is strongly recommended that you make reservations immediately.

For questions contact Alex Peabody at (831) 649-7132 or his cell phone (831) 402-7805 or email him at apeabody@parks.ca.gov

**BOATING SAFETY AND VESSEL OPERATIONS FOR
INLAND WATERWAYS
24 Hours – POST Certified**

Course Outline

Day 1

0800 – 0830	Welcome & Introductions, Course Registration
0830 – 0900	Boating Nomenclature:
0900 – 1100	Department Policy and Introduction to Boating Law:
1100 – 1200	Navigational Rules and Operational Laws:
1200 – 1300	Lunch Break
1300 – 1430	Swim Test and In-water Skills
1500 – 1600	Reporting Requirements for Boating Accidents
1600 – 1700	Patrol and Vessel Operations Procedures
1700	Debrief and Adjourn

Day 2

0800 – 0830	Quiz: Boating Policy and Law
0830 – 0900	Classroom Review of Trailering Basics
0900 – 1100	Practical Skills: Trailering and Maneuvering- Practice
1100 – 1200	Practical Skills: Launching and Recovery at the Boat Ramp
1200 – 1300	Lunch
1300 – 1700	Practical Skills: Docking and Slow Speed Vessel Operations
1700	Debrief and Adjourn

Day 3

0800 – 0900	Classroom: Towing and Search and Rescue Procedures
0900 – 0930	Practical Skills: Slow Speed Vessel Operations Review
0930 - 1200	Practical Skills: Search and Rescue

**BOATING SAFETY AND VESSEL OPERATIONS FOR
INLAND WATERWAYS
24 Hours – POST Certified**

Course Outline

1200 – 1300	Lunch
1300 – 1600	Practical Skills Testing: Vessel Operations
1600 – 1700	Vessel Operators Written Testing
1700	Debrief and Adjourn

EQUIPMENT CHECK-LIST FOR INLAND VESSEL OPERATORS COURSE

PATROL BOAT:

The Course Provider will have patrol vessels available for this training course. However, students have expressed MUCH greater satisfaction from the course when they have brought the patrol vessel that they will be operating when they return to the field. **CHECK WITH YOUR DISTRICT FOR PRIOR APPROVAL!**

NOTE: Please ensure that your vessel is operational. All emergency equipment, night lights, tow lines, anchors, and medical equipment are on-board and operational **prior** to arrival at the training.

UNIFORMS:

Field Uniforms, uniform jacket, deck shoes, peace officer protective equipment required for all field operations and skills practice.

SWIMMING ATTIRE:

Swim suit, goggles, towel, second change of clothes and boots that you can get wet. Students will simulate an unexpected fall into the water while fully clothed and then tread water. All students will participate in swimming exercises and backboard extrication drills from the water.

PERSONAL FLOATATION DEVICE (PFD) Minimum of a Type III

SAFETY POLICY

During the presentation of the Inland Vessel Operators Course, the following safety guidelines will be implemented. Deliberate failure on the part of any student to comply with the below listed guidelines, will result in their immediate removal from the class.

1. At no time shall students engage in any horseplay.
2. At no time will a student engage the operator of any vessel in unnecessary conversation or distraction.
3. During the practical exercises, or at any time students are aboard a vessel, the proper wearing/use of **Coast Guard Approved** personal flotation devices (PFD) shall be followed.
4. Students should wear non-skid "Deck-type", water moccasins, or "Athletic" styled shoes.
5. In an emergency the instructor shall be the command point. It will be their responsibility to provide emergency medical aid, arrange EMS response, and insure transportation of any injured student, as well as insuring the safety of all other students.

CONTACT INFORMATION:

Course Coordinator – Alex Peabody, Aquatic Specialist, Public Safety Division
Office: (831) 649-7132 Cell: (831) 402-7805
Contact regarding course registration questions, or logistics.

Lead Instructor - Andre Ramos, Supt. I, Perris Lake SRA
Office: (951) 940-5616 Cell: (951) 232-4928
Contact regarding equipment or curriculum questions. Please confirm
with Andre whether/or not you will be bringing your patrol vessel.