

Alternative 3

Preserving Big Basin's Legacy

Highway 236 to Saratoga and Bay Area

Designate Core Area as a **Historic District**
and the original park acquisition area as a
National Historic Landmark

North Escape Road

Day Use Picnic
Big Basin Lodge **Interpretive Center**
(includes **Nature Museum**
& **Sempervirens Room** exhibits)

Park Headquarters

Staff Residence
Park Store
Park Office & Exhibits
Campfire Center
Redwood Trail

Sky Meadows

Maintenance Center
Staff Residences
Group Campground
Tent Cabin Campground
Family Campgrounds

Highway 236 to
Boulder Creek and
Santa Cruz








Saddle Mountain

Park Information
Park Offices & Meeting Facilities
Day Use Parking & Picnic Area
Staff Residences

Little Basin

Acquire & Rehabilitate Existing Facilities for Public Use
Active Day Use Recreation
Administrative & Maintenance Facilities
Campground and Overnight Cabins

Legend

-  Visitor Services
-  Day Use
-  Interpretation & Education
-  Overnight Accommodations
-  Park Operations
-  **New Development**
-  Initial Visitor Contact
& Campground Check-in

Park Entrances
Group Campground

Amphitheater
Group Picnic Facilities
Remove Dam & Fishing Pond
Restore Natural Drainage Channel